

LED-W11, LCD-W11

Loop Powered LED & LCD Indicators for Field Mounting



LED-W11 & LCD-W11 are digital indicators for installation directly in a 4-20 mA loop without need for external power. LED-W11 is equipped with bright, easy-to-read LED digits, and LCD-W11 comes with a high-contrast LCD display. Both indicators are designed for field mounting on wall, pipe or DIN rail and have a rugged and splash proof housing. The scale is easily programmable without reference signal. A temperature transmitter can be integrated for direct sensor input.

LED-W11

- Bright, 4-digit LED display with red 14.2 mm / 0.56 " digits

LCD-W11

- High-contrast, 4-digit LCD display with 17.8 mm / 0.7 " digits

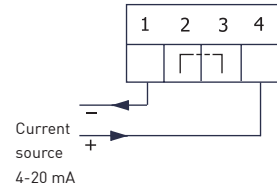
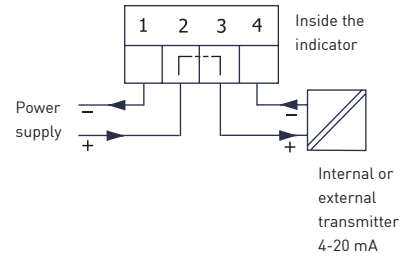
Common features

- Installation directly in a 4-20 mA loop without need for separate power supply
- Simple pushbutton scaling without reference signal
- Any range between -1999 to 9999 for 4 to 20 mA input
- Labels for different engineering units are included
- Typical accuracy of 0.05 % allows for high precision read-outs
- HART transparent
- Integrated transmitter as added option
- Field mounting in rugged IP65 / NEMA 4X housing with double cable conduits

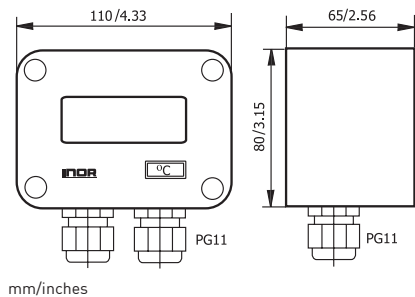
Specifications:

Input Current	4-20 mA	
Maximum current	30 mA	
Minimum current for operation	-3.5 mA	
Voltage drop	LED-W11	< 5 V
	LCD-W11	-3 V
Indication		
Display	LED-W11	Red LED with 4 digits including minus sign
	LCD-W11	Black LCD with 4 digits including minus sign
Digit height	LED-W11	14.2 mm / 0.56 "
	LCD-W11	17.8 mm / 0.7 "
Indication range	Any range between -1999 to 9999	
Decimals	Selectable, 0 to 3	
Under range / Over range	Flashing symbols LO/HI	
Engineering units	Set of labels included (including blanks)	
Response time	Appr. 0.5 s	
Scale setting	Two pushbuttons inside the housing	
Operation temperature	LED-W11	-25 to +80 °C / -13 to +176 °F
	LCD-W11	-30 to +80 °C / -22 to +176 °F
Typical accuracy	±0.05 % FS ±1 digit	
Dimensions	80 x 110 x 65 mm / 3.15 x 4.33 x 2.56 "	
Protection	IP65 / NEMA 4X	
Connections	Stranded, ≤ 1.5 mm ² , AWG 16, 2 PG11-conduits	
Mounting	Rail acc. to DIN EN 50022, 35 mm, wall or 2 " pipe	

Indicator LED/LCD-W11



Dimensions



Ordering information

LED-W11	70LEDW1101
LCD-W11	70LCDW1101
Pipe mounting kit	70ADA00021
DIN-Rail mounting kit	70ADA00022
Configuration	70CAL00001
Mounting of transmitter	60VERMONT1